



## mylife CamAPS FX app on your iPhone

### iOS specific information and instructions

The Automated Insulin Delivery (AID) system mylife Loop consisting of the mylife CamAPS FX app, the mylife YpsoPump insulin pump and the FreeStyle Libre 3, FreeStyle Libre 3 Plus or Dexcom G6 CGM (Continuous Glucose Monitoring) sensor is **now available on iPhones!**

The smartphone-based therapy management is the future of diabetes treatment. That is why we are extending the freedom of choice, as people with type 1 diabetes can choose between the iOS or Android operating systems to use the mylife CamAPS FX app. Previously available only for Android phones, the app is now accessible for iPhone users, opening the door for even more people to benefit from this technology – entirely via their smartphone.



### How to download the iOS version of the mylife CamAPS FX app

Download the mylife CamAPS FX app (mmol/L) from the Apple App Store to your iPhone. Use the QR code to directly download the app. It is recommended to disable automatic updates in the Apple App Store to ensure that the mylife CamAPS FX app works smoothly at all times.



mmol/L



Before downloading the mylife CamAPS FX app, check if the operating system of your smartphone is compatible with the app.

- For minimum operating system requirements of the mylife CamAPS FX app please see <https://camdiab.com/faq>
- If using a FreeStyle Libre 3 or FreeStyle Libre 3 Plus sensor, please ensure you have an iPhone or an Android phone with NFC (near field communication). A list of smart devices which are compatible with the FreeStyle Libre 3 / FreeStyle Libre 3 Plus sensor can be found at [www.diabetescare.abbott/support/manuals.html](http://www.diabetescare.abbott/support/manuals.html) in the "Mobile Device & OS Compatibility" guide.
- If using the Dexcom G6 CGM system: mylife CamAPS FX runs on iPhones or Android phones and is compatible with devices and operation system versions declared to be compatible with the Dexcom G6 app. Check here: <https://www.dexcom.com/compatibility/g6>.

## What to do if switching from Android to iOS?

If you want to switch from the Android version of the mylife CamAPS FX app to the iOS version, you have to keep the following information in mind.



### Plan your switch carefully

Plan your switch carefully to ensure all important information is secured, the transition is as smooth as possible, and your therapy will not be interrupted. For any questions or support, feel free to reach out to your local Ypsomed Customer Service.



### Back up your data

To avoid any data loss, generate and save a PDF report of your historical data before switching from the Android to the iOS app. This will help you and your diabetes team maintain a clear overview of your settings like bolus calculator settings, total daily dose and personal glucose target. Use the generated PDF report to complete the set up of the mylife CamAPS FX app on your iPhone.



### Re-learning of the algorithm

You can log in with the same mylife CamAPS FX account for iPhones and Android smartphones. The mylife CamAPS FX algorithm will need to re-learn your individual insulin requirements and patterns in your data. This process may take a few days to adapt the insulin delivery fully to your needs.



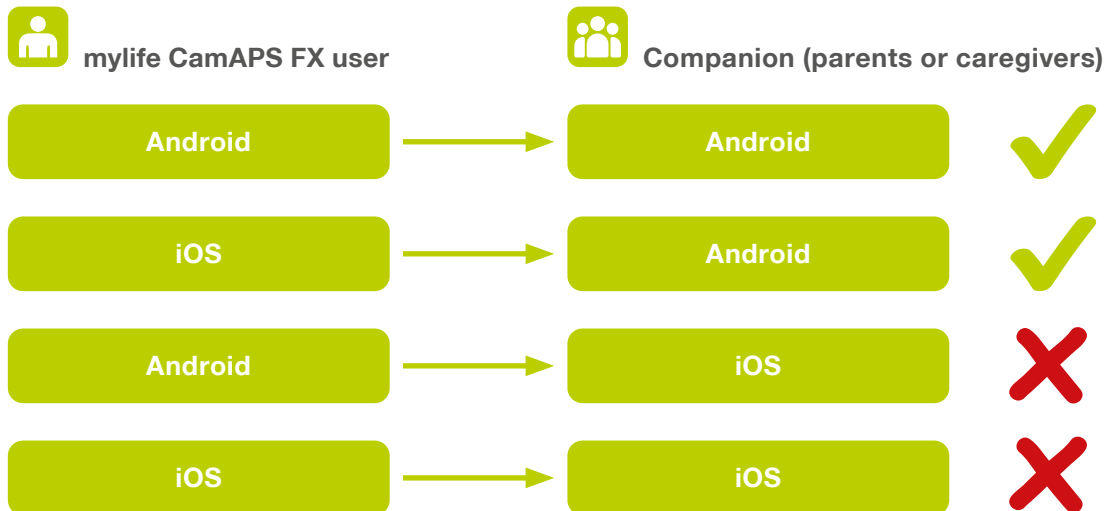
After setting up the mylife CamAPS FX app on your iPhone, delete the mylife YpsoPump in the Bluetooth® settings of your Android smartphone. Delete the mylife CamAPS FX app from your Android smartphone.

## iOS specific information and available features

The mylife CamAPS FX app brings its trusted features to iOS, offering its smart and convenient way to manage type 1 diabetes.

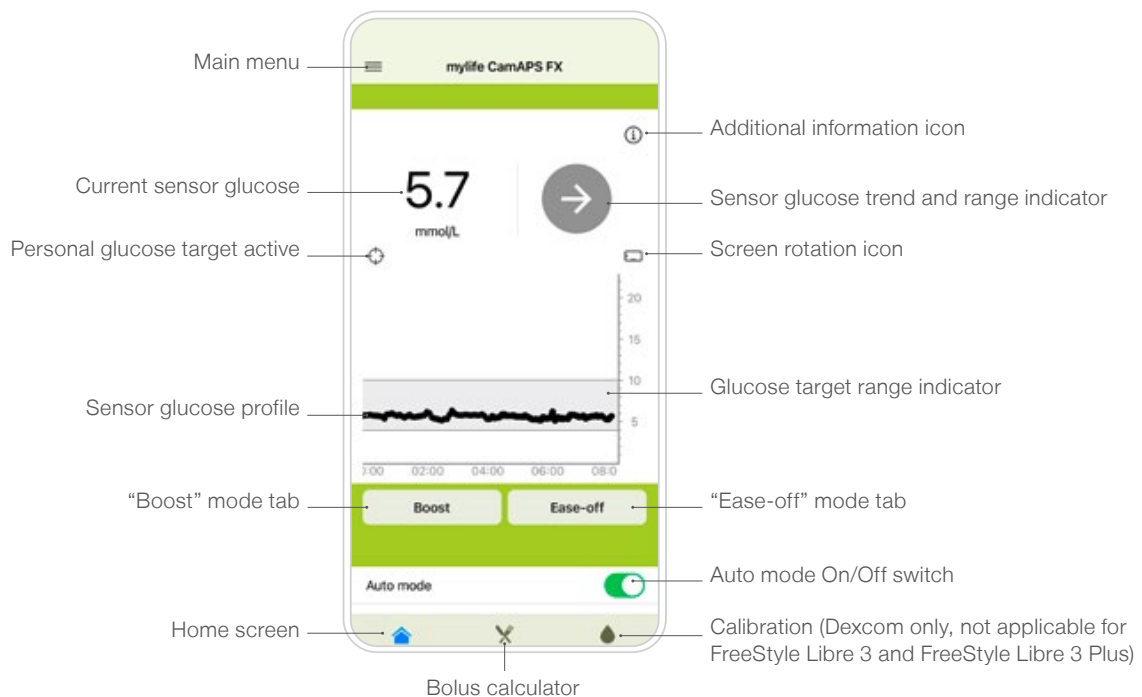
- The mylife CamAPS FX app on iPhone is compatible with the FreeStyle Libre 3, FreeStyle Libre 3 Plus and Dexcom G6 CGM sensor.
- The app provides different options for remote monitoring and data sharing with HCPs (Health Care Professionals) or your “companions”.
  - The Companion feature enables “companions” to monitor glucose values and insulin data on their Android smartphone. Important: the mylife CamAPS FX user can use iOS or Android, while the Companion requires an Android smartphone.
  - Share your glucose and insulin data via mylife Cloud and/or Glooko®, ensuring seamless collaboration with your diabetes team.
  - On iOS, no SMS “Follower” function is available.
- All other features mirror those of the Android version, delivering a reliable, easy-to-use solution for personalised diabetes management.

## Companion remote monitoring combinations

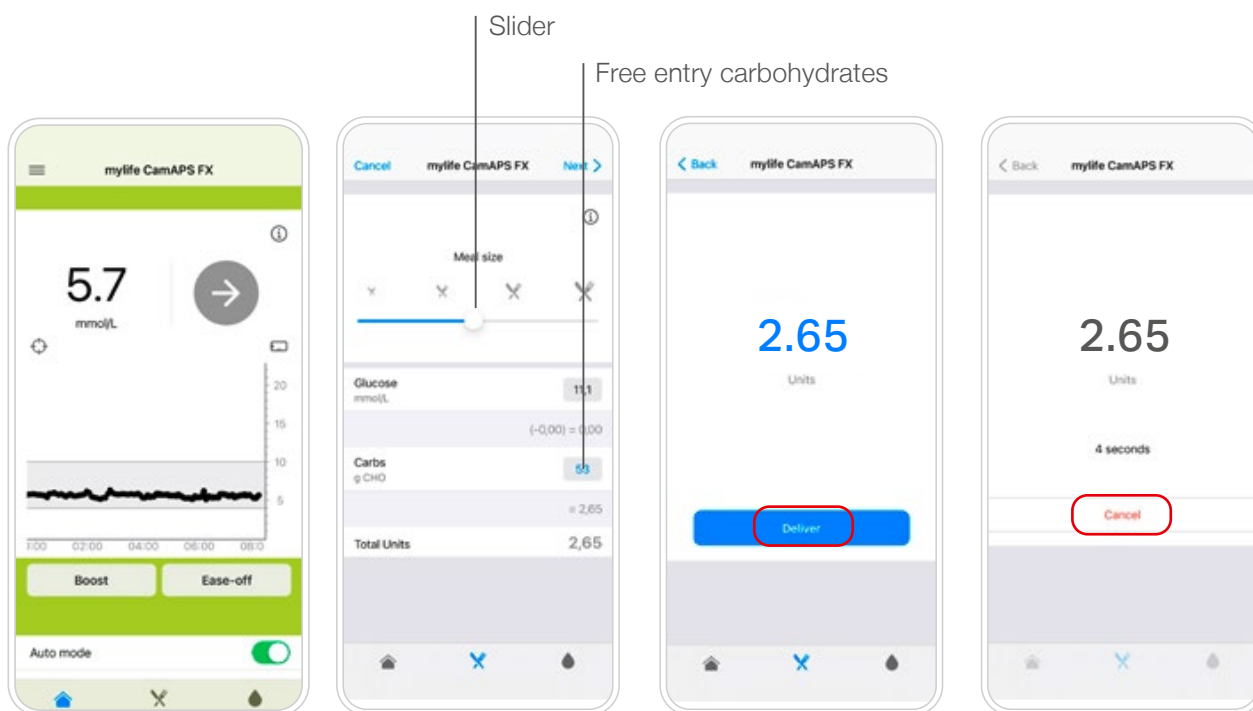


Discover how mylife CamAPS FX can help you take control and live life to the fullest – now on iPhones!

## Screen overview



## Bolus calculator of the mylife CamAPS FX app on iPhones



1. Tap on the knife and fork symbol at the bottom middle of the home screen.
2. Enter the carbohydrates. Check the suggested bolus and tap "Next".
3. Tap "Deliver" to send the bolus to the pump.
4. A 5 second count-down occurs before the bolus delivers. You can cancel it by tapping "Cancel".



**Disclaimer:** The product images are for illustrative purposes only. // mylife and Ypsomed are registered trademarks of Ypsomed AG in several countries. // CamAPS is a registered trademark of CamDiab Ltd. // Dexcom and Dexcom G6 are registered trademarks of Dexcom, Inc. in the United States and/or other countries. // The sensor housing, FreeStyle Libre, and related brand marks are marks of Abbott and used with permission. // Apple and iPhone are trademarks of Apple Inc., registered in the US and other countries and regions. // The Bluetooth® word mark and logos are registered trademarks owned by Bluetooth SIG, Inc., and any use of such marks by Ypsomed is under license. // Other trademarks are the property of their respective owners. // mylife Loop on iOS: The innovation described is available in selected countries and expanding to further countries soon. Expansion is contingent upon local regulatory approval.

mylife Ypsomed is a class IIb device. CamAPS FX is a class III device. Only rapid-acting insulin at a concentration of 100 U/ml (insulin analogue) may be used with the mylife Ypsomed system. Always read the label and use only as directed. Consult your healthcare professional to see if these products are right for you.

For safety information on mentioned products, see Instructions for Use.

Pharmaco (N.Z.) Ltd // 4 Fisher Crescent, Mt Wellington // Auckland 1060 //  
 support@pharmacodiabetes.co.nz // www.PharmacoDiabetes.co.nz //  
 Customer Care: 0800 GLUCOSE (0800 45 82 67)