










## Understanding Error Messages

Message	What It Means	What To Do
	A used test strip was inserted.	Repeat the test with a new test strip.
	The blood or control solution sample was applied before the  symbol appeared.	Repeat the test with a new test strip and wait until the  symbol appears before applying the blood or control solution sample.
	The temperature during the test was above or below the operating range.	Move to an area where the temperature is within the operating range (5-50°C) and repeat the test after the meter and test strips have reached a temperature within the operating range.

Message	What It Means	What To Do
	The blood sample has abnormally high viscosity or insufficient volume.	Repeat the test after inserting a new test strip.
	This error message may appear when the wrong blood glucose test strip is used instead of CareSens N blood glucose test strip.	Repeat test after inserting a CareSens N test strip.
	There is a problem with the meter.	Do not use the meter. Contact your authorised i-SENS sales representative.
	An electronic error occurred during the test.	Repeat the test with a new test strip. If the error message persists, contact your authorised i-SENS sales representative.

**Note:** If the error messages persist, contact your authorised i-SENS sales representative.